

Colorado 7th Congressional District Survey August 26th, 2010



David Flaherty
CEO

Magellan Data and Mapping Strategies



Magellan Data and Mapping Strategies are pleased to present the results of an 830N autodial survey of likely general election voters in the 7th Congressional District of Colorado. The interviewing was conducted August 26th, 2010. This survey has a margin of error of +/- 3.4% at the 95 percent confidence interval.

Slide 2

Magellan Data and Mapping Strategies

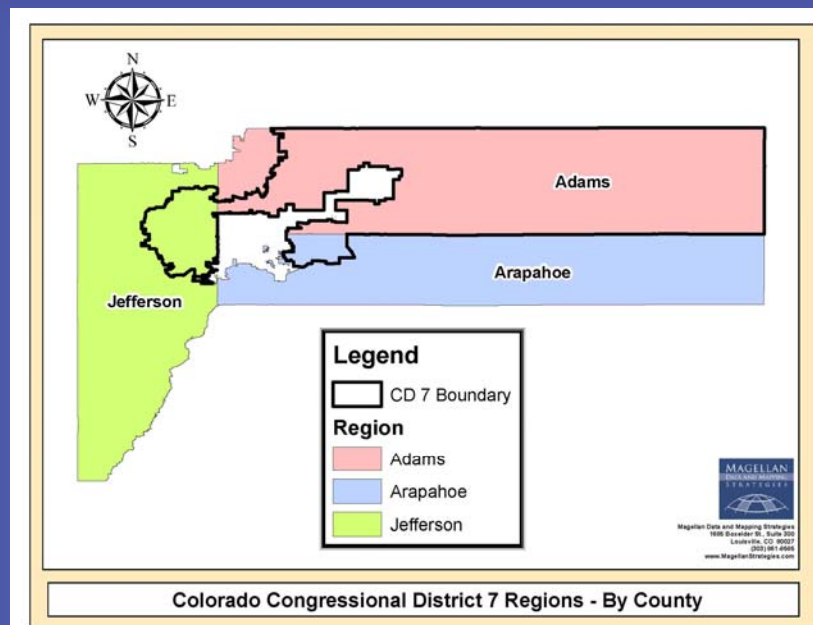
MAGELLAN DATA AND MAPPING STRATEGIES



Polling Counties

Slide 3

Magellan Data and Mapping Strategies



Slide 4

Magellan Data and Mapping Strategies

MAGELLAN
DATA AND MAPPING
STRATEGIES

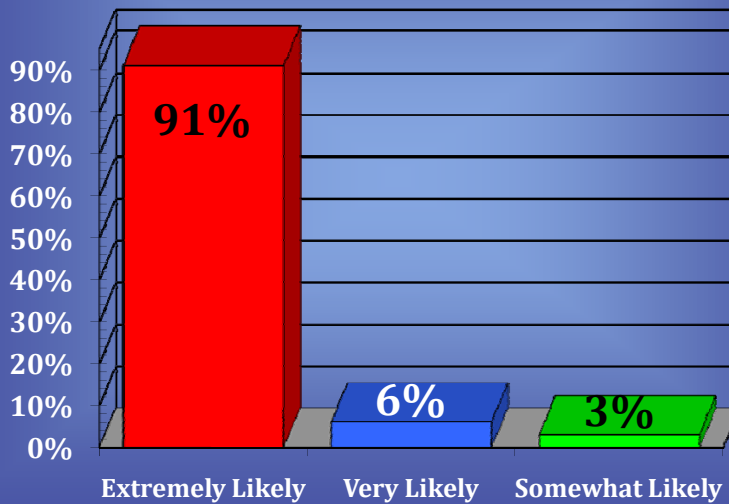


Voter Frequency

Slide 5

Magellan Data and Mapping Strategies

**How likely are you to vote in the November election
for Governor, US Senate and Congress?**



Slide 6

Magellan Data and Mapping Strategies

MAGELLAN
DATA AND MAPPING
STRATEGIES



Voter Mood

Slide 7

Magellan Data and Mapping Strategies

Overall, do you think that things in the country are headed in the right direction, or do you feel that things are off on the wrong track?

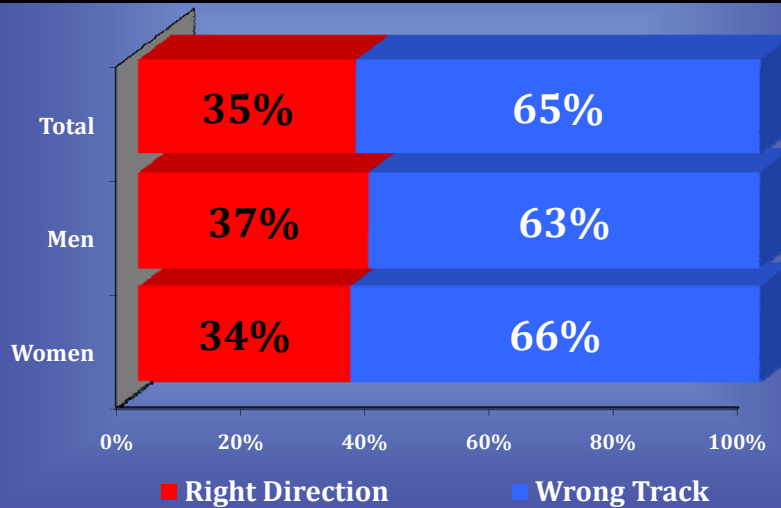


Slide 8

Magellan Data and Mapping Strategies



Overall, do you think that things in the country are headed in the right direction, or do you feel that things are off on the wrong track? (By Gender)

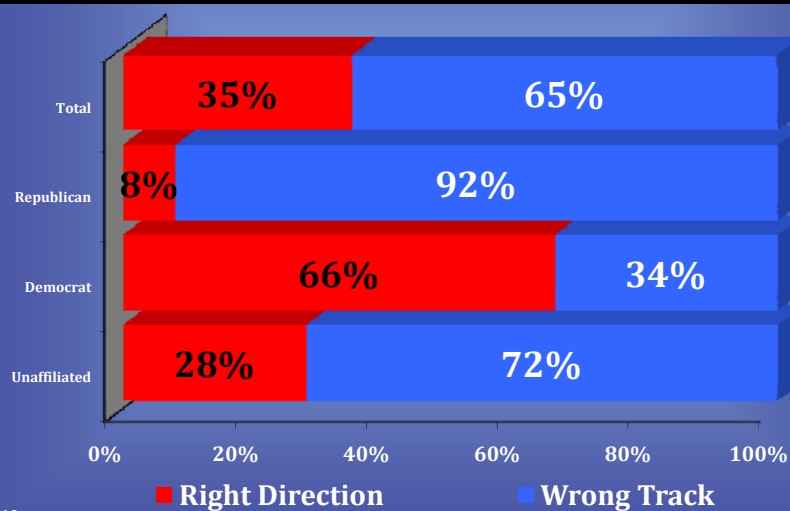


Slide 9

Magellan Data and Mapping Strategies



Overall, do you think that things in the country are headed in the right direction, or do you feel that things are off on the wrong track? (By Party)

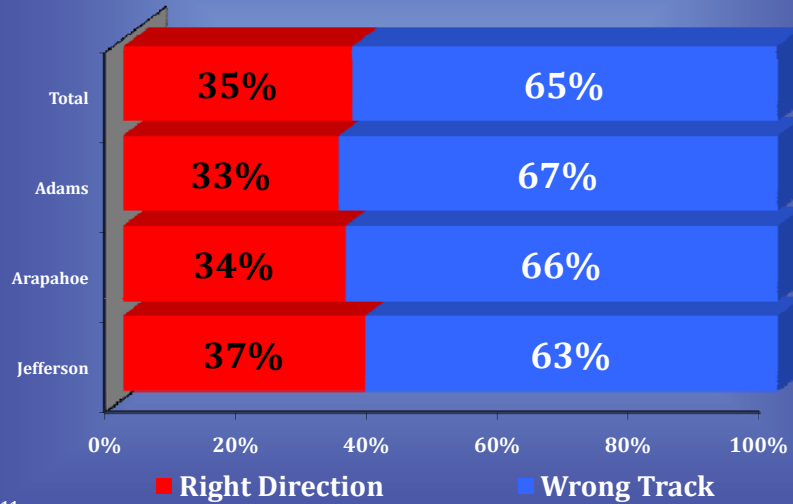


Slide 10

Magellan Data and Mapping Strategies



Overall, do you think that things in the country are headed in the right direction, or do you feel that things are off on the wrong track? (By County)



Slide 11

Magellan Data and Mapping Strategies



MAGELLAN
DATA AND MAPPING
STRATEGIES

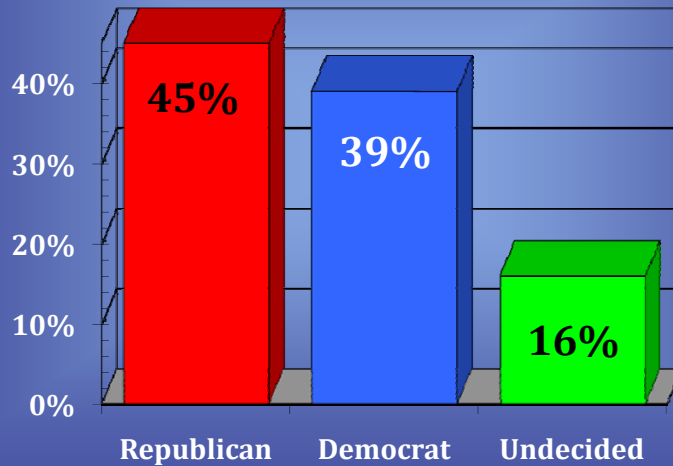


Generic Ballot Test

Slide 12

Magellan Data and Mapping Strategies

If the election for Congress was being held today, and all you knew about the two candidates was that one was a Democrat and the other was a Republican, for whom would you vote?

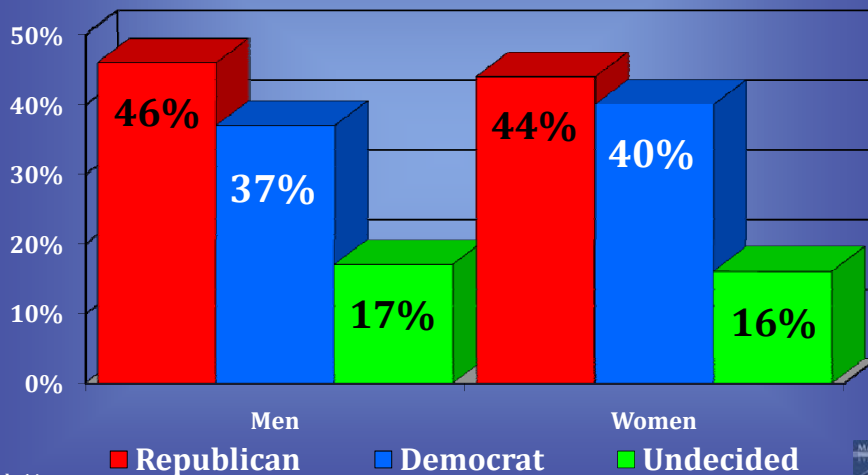


Slide 13

Magellan Data and Mapping Strategies



If the election for Congress was being held today, and all you knew about the two candidates was that one was a Democrat and the other was a Republican, for whom would you vote? (By Gender)

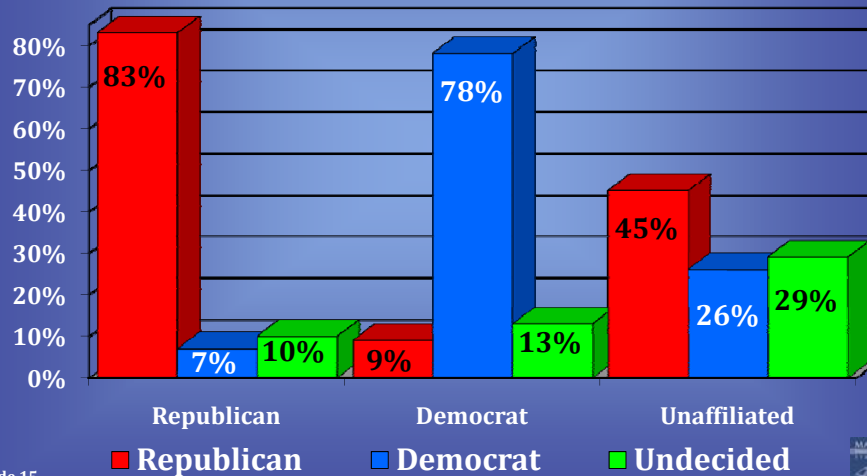


Slide 14

Magellan Data and Mapping Strategies



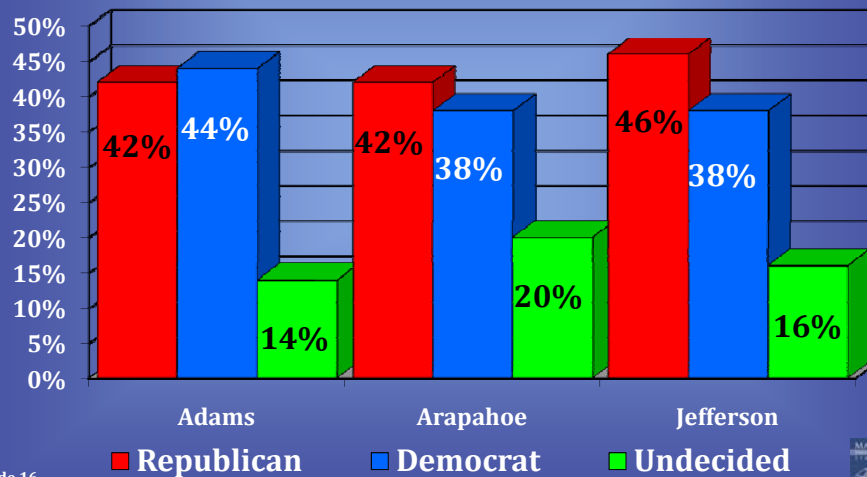
If the election for Congress was being held today, and all you knew about the two candidates was that one was a Democrat and the other was a Republican, for whom would you vote? (By Party)



Slide 15

Magellan Data and Mapping Strategies

If the election for Congress was being held today, and all you knew about the two candidates was that one was a Democrat and the other was a Republican, for whom would you vote? (By County)



Slide 16

Magellan Data and Mapping Strategies

MAGELLAN
DATA AND MAPPING
STRATEGIES



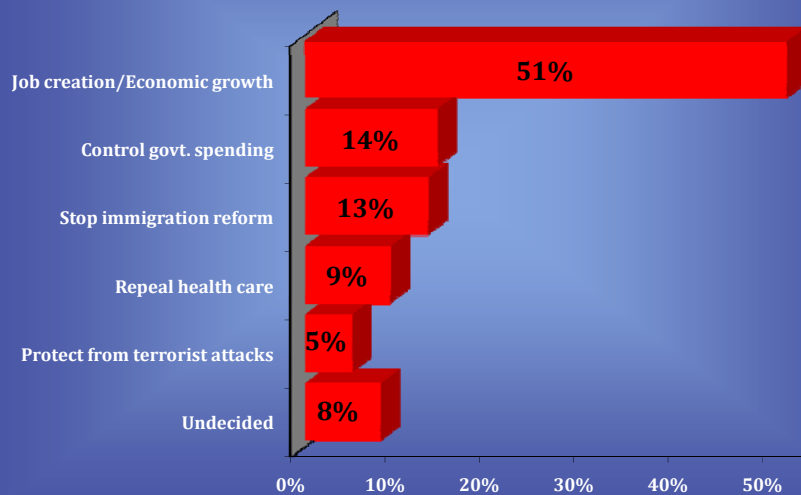
Voter Issue Preference

Slide 17

Magellan Data and Mapping Strategies

Issue Preference Among Voters

Thinking now about issues facing the country today...Among the following list of issues, which do you think is the top priority that the Federal Government and Congress should be addressing the most?

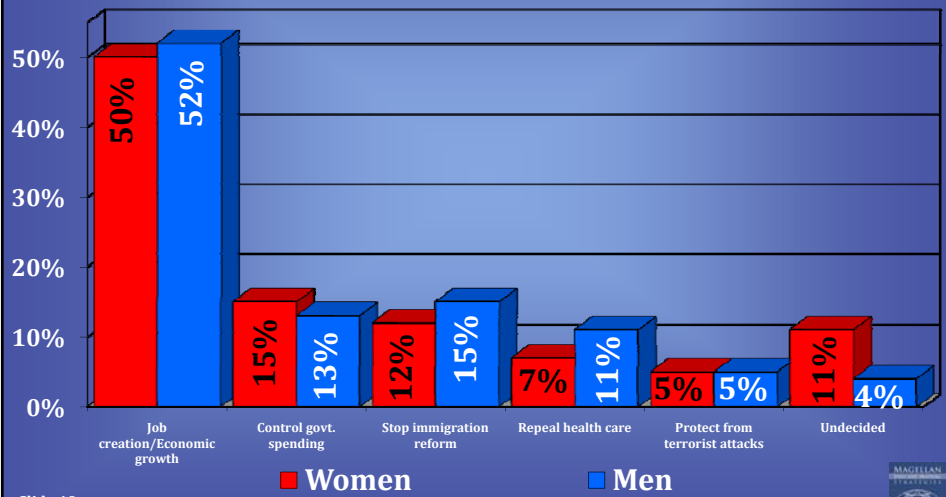


Slide 18

Magellan Data and Mapping Strategies

Issue Preference By Gender

Thinking now about issues facing the country today...Among the following list of issues, which do you think is the top priority that the Federal Government and Congress should be addressing the most?

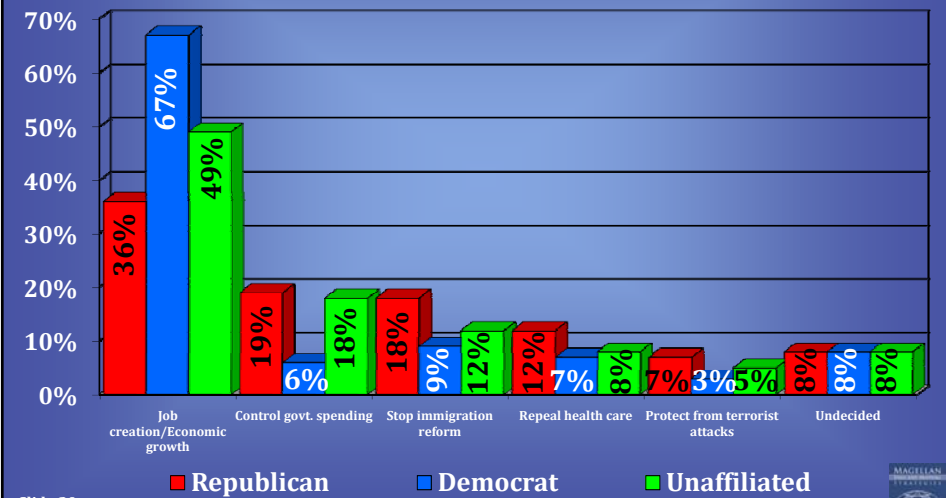


Slide 19

Magellan Data and Mapping Strategies

Issue Preference By Party

Thinking now about issues facing the country today...Among the following list of issues, which do you think is the top priority that the Federal Government and Congress should be addressing the most?

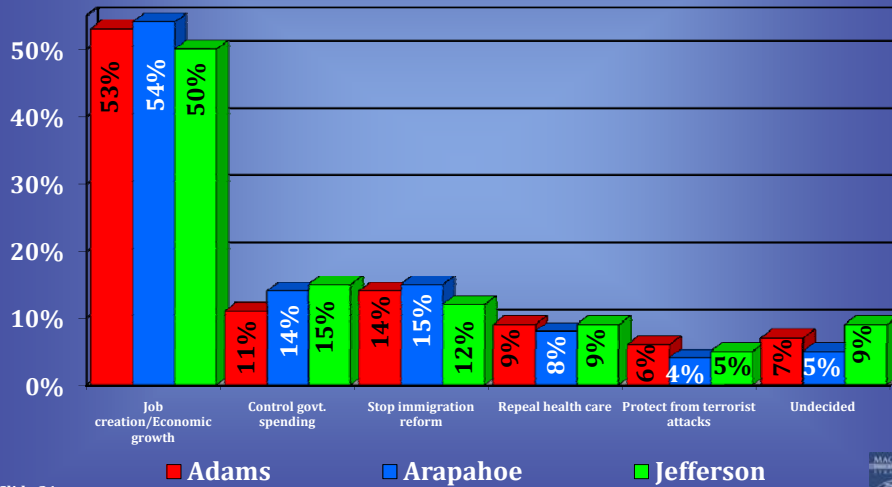


Slide 20

Magellan Data and Mapping Strategies

Issue Preference By County

Thinking now about issues facing the country today...Among the following list of issues, which do you think is the top priority that the Federal Government and Congress should be addressing the most?



Slide 21

Magellan Data and Mapping Strategies

MAGELLAN
DATA AND MAPPING
STRATEGIES



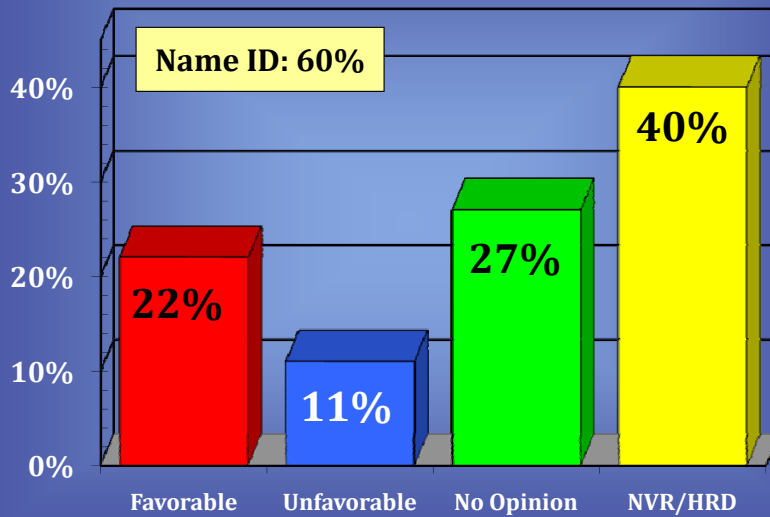
Frazier Image Rating

Slide 22

Magellan Data and Mapping Strategies

Ryan Frazier Image Rating

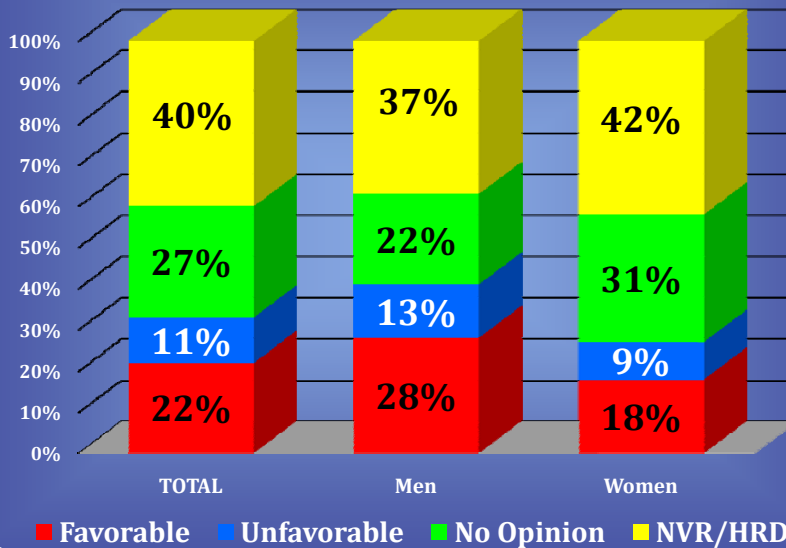
Do you have a favorable or unfavorable opinion of Ryan Frazier?



Slide 23

Magellan Data and Mapping Strategies

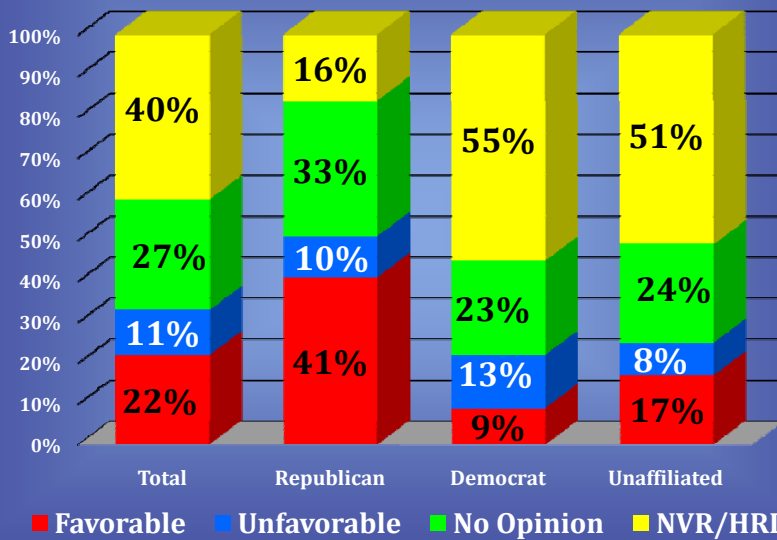
Do you have a favorable or unfavorable opinion of Ryan Frazier? (By Gender)



Slide 24

Magellan Data and Mapping Strategies

Do you have a favorable or unfavorable opinion of Ryan Frazier? (By Party)

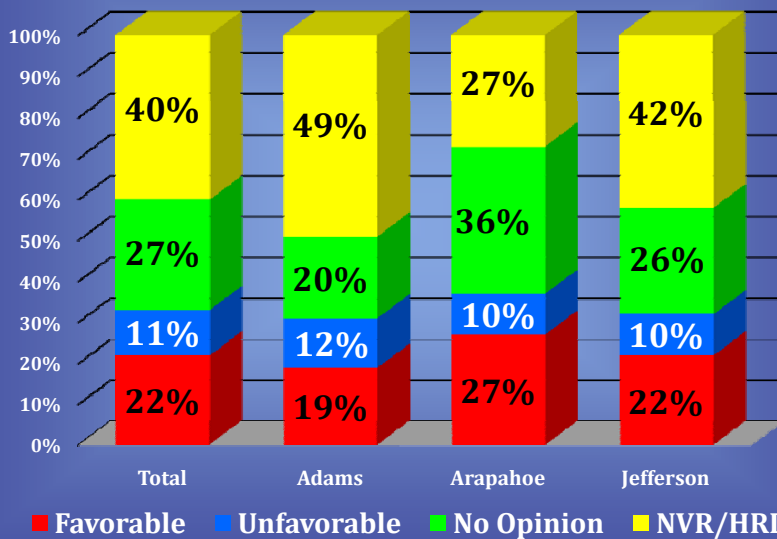


Slide 25

Magellan Data and Mapping Strategies



Do you have a favorable or unfavorable opinion of Ryan Frazier? (By County)



Slide 26

Magellan Data and Mapping Strategies



MAGELLAN
DATA AND MAPPING
STRATEGIES



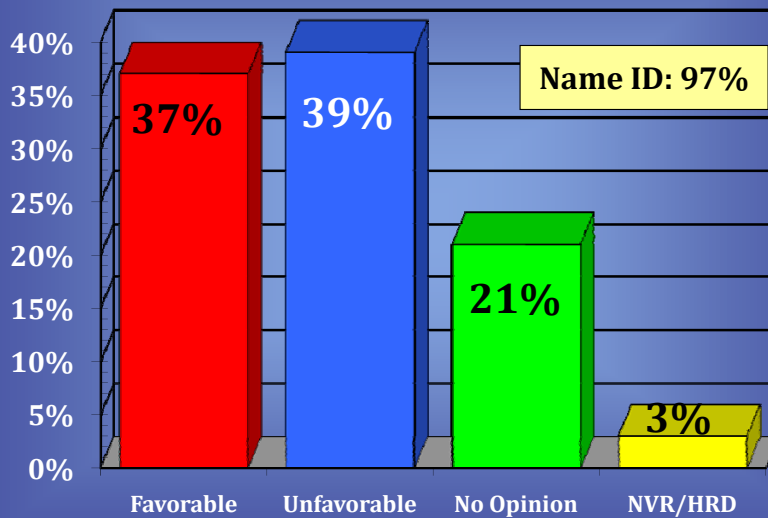
Perlmutter Image Rating

Slide 27

Magellan Data and Mapping Strategies

Ed Perlmutter Image Rating

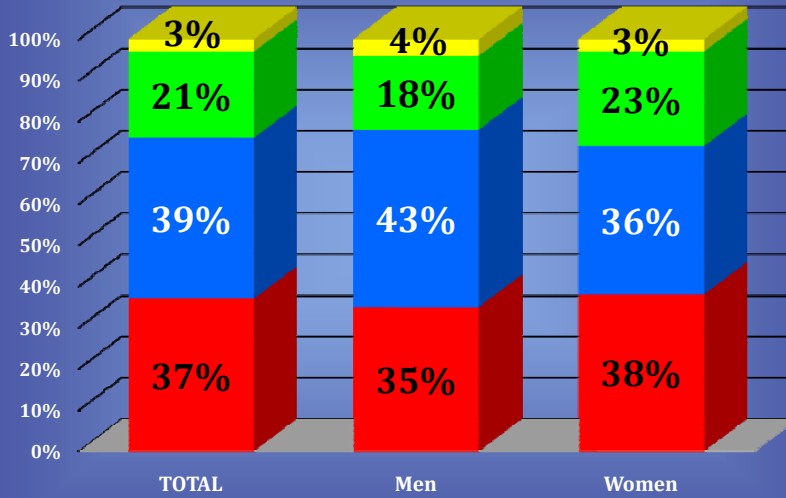
Do you have a favorable or unfavorable opinion of Ed Perlmutter?



Slide 28

Magellan Data and Mapping Strategies

Do you have a favorable or unfavorable opinion of Ed Perlmutter? (By Gender)

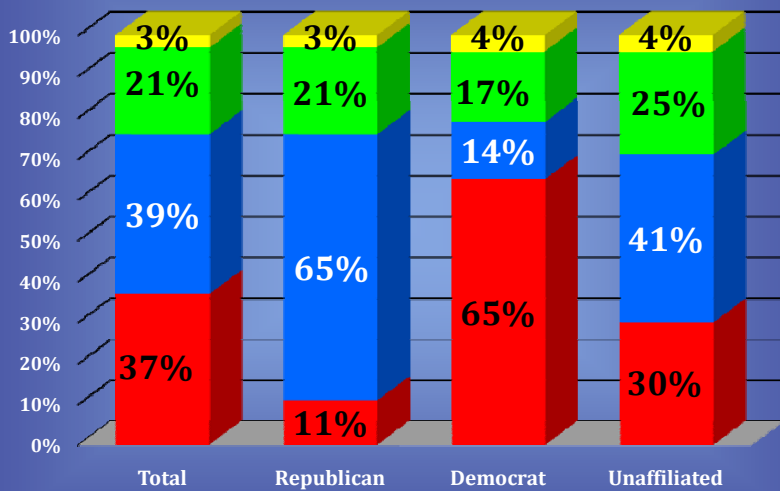


Slide 29

Magellan Data and Mapping Strategies



Do you have a favorable or unfavorable opinion of Ed Perlmutter? (By Party)

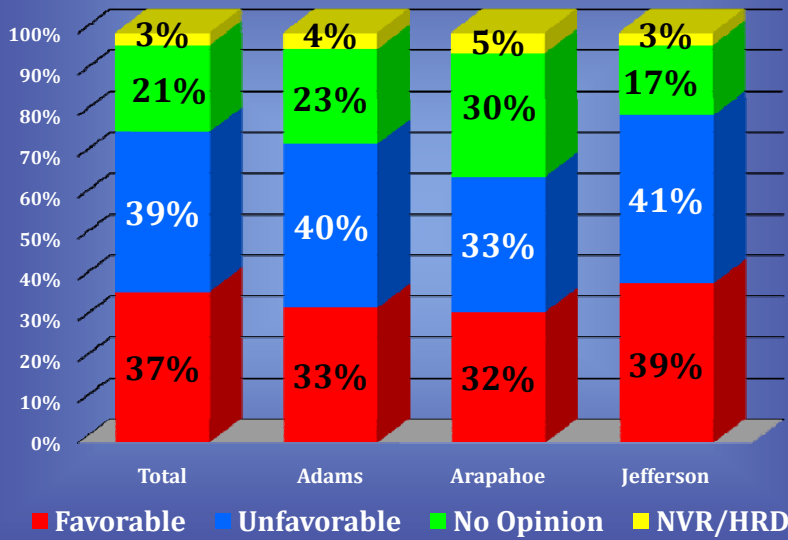


Slide 30

Magellan Data and Mapping Strategies



Do you have a favorable or unfavorable opinion of Ed Perlmutter? (By County)



Slide 31

Magellan Data and Mapping Strategies



MAGELLAN
DATA AND MAPPING
STRATEGIES



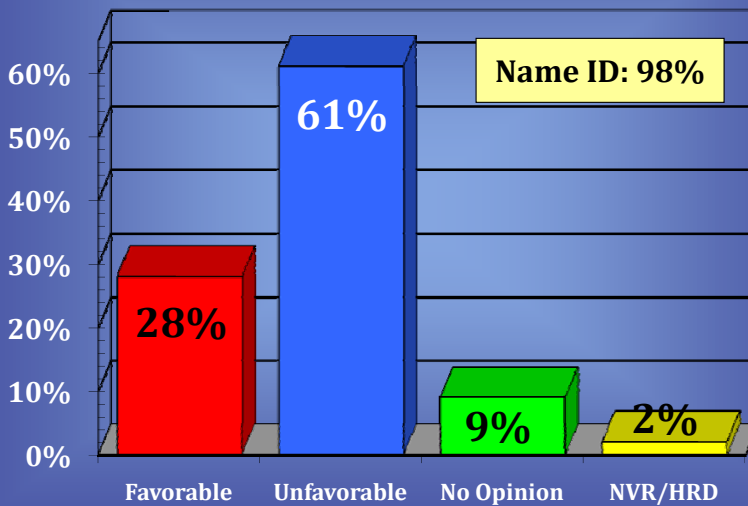
Pelosi Image Rating

Slide 32

Magellan Data and Mapping Strategies

Nancy Pelosi Image Rating

Do you have a favorable or unfavorable opinion of Nancy Pelosi?

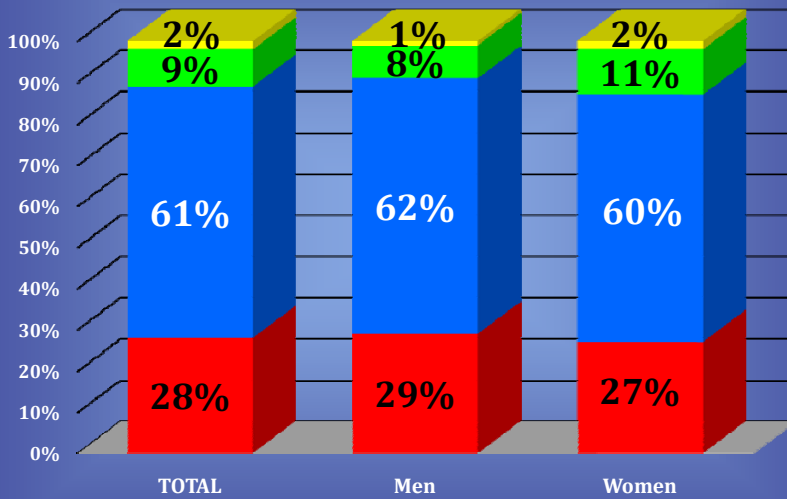


Slide 33

Magellan Data and Mapping Strategies



Do you have a favorable or unfavorable opinion of Nancy Pelosi? (By Gender)

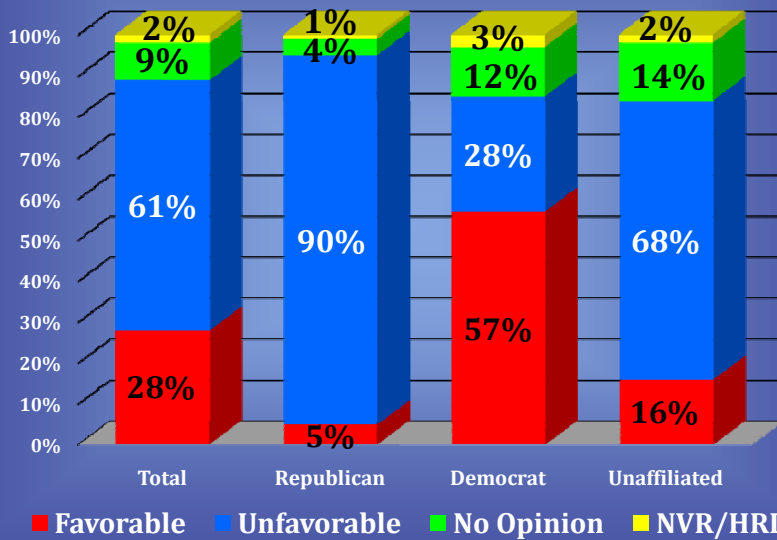


Slide 34

Magellan Data and Mapping Strategies



Do you have a favorable or unfavorable opinion of Nancy Pelosi? (By Party)

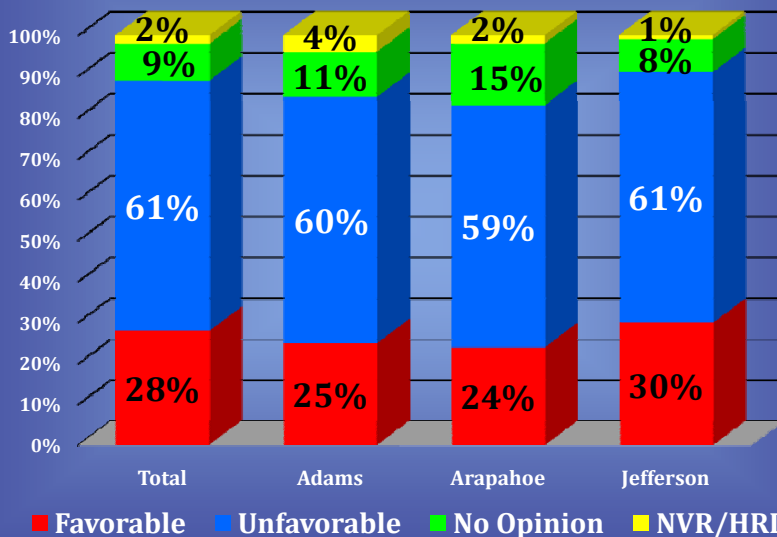


Slide 35

Magellan Data and Mapping Strategies



Do you have a favorable or unfavorable opinion of Nancy Pelosi? (By County)



Slide 36

Magellan Data and Mapping Strategies



MAGELLAN
DATA AND MAPPING
STRATEGIES

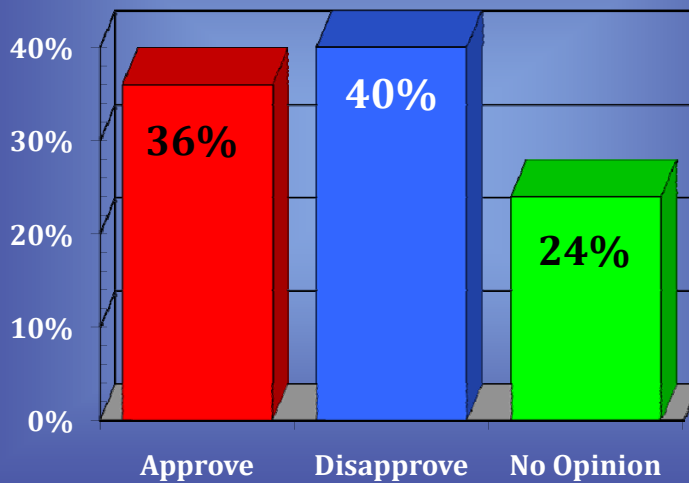


Perlmutter Approval Rating

Slide 37

Magellan Data and Mapping Strategies

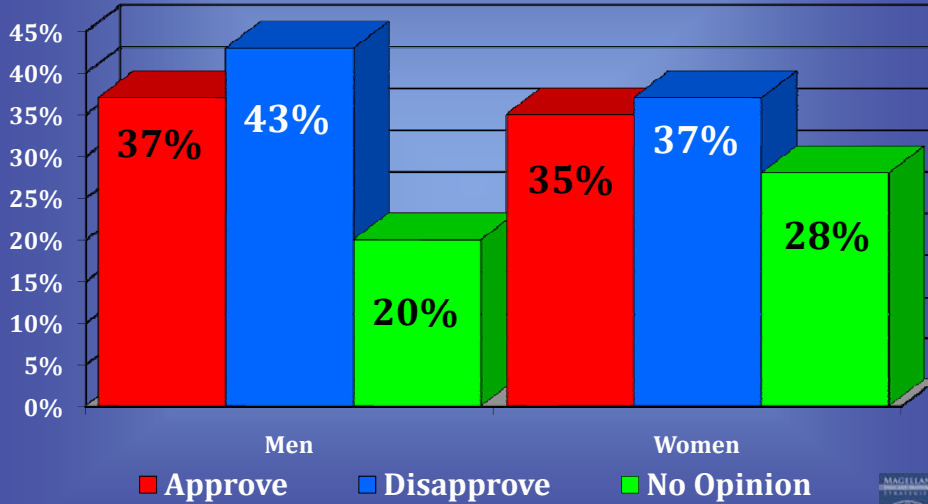
**In general, do you approve or disapprove of the job Ed
Perlmutter is doing as your Congressman?**



Slide 38

Magellan Data and Mapping Strategies

In general, do you approve or disapprove of the job Ed Perlmutter is doing as your Congressman? (By Gender)

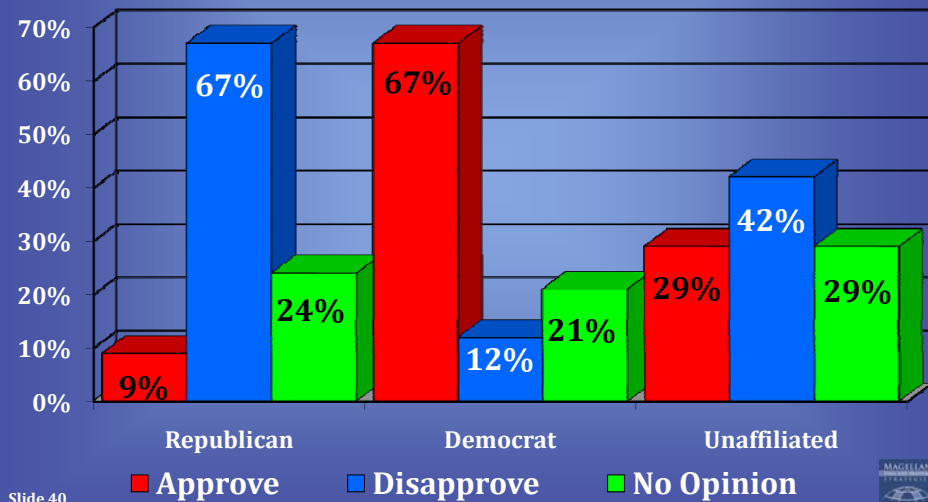


Slide 39

Magellan Data and Mapping Strategies



In general, do you approve or disapprove of the job Ed Perlmutter is doing as your Congressman? (By Party)

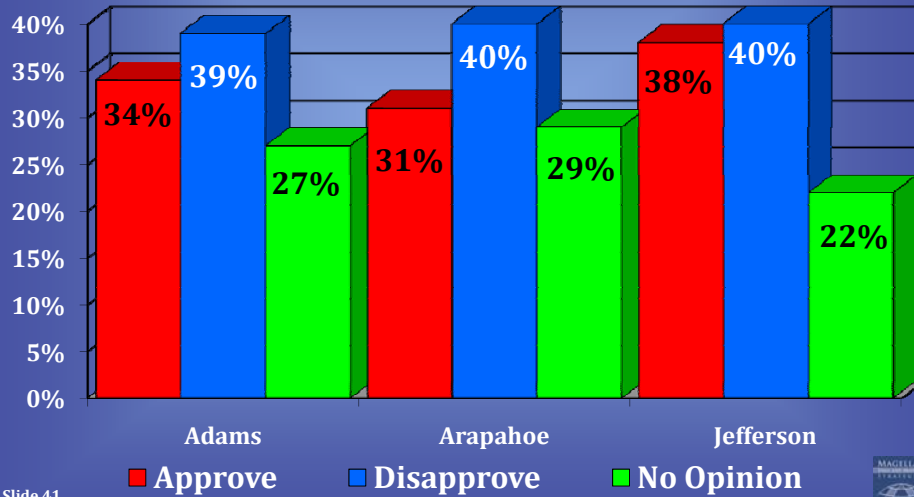


Slide 40

Magellan Data and Mapping Strategies



In general, do you approve or disapprove of the job Ed Perlmutter is doing as your Congressman? (By County)



Slide 41

Magellan Data and Mapping Strategies



MAGELLAN
DATA AND MAPPING
STRATEGIES

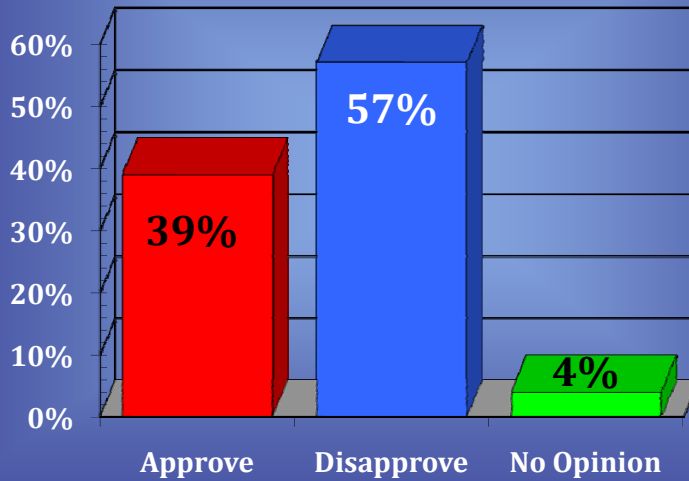


Obama Approval Rating

Slide 42

Magellan Data and Mapping Strategies

Do you approve or disapprove of the job Barack Obama is doing as your President?

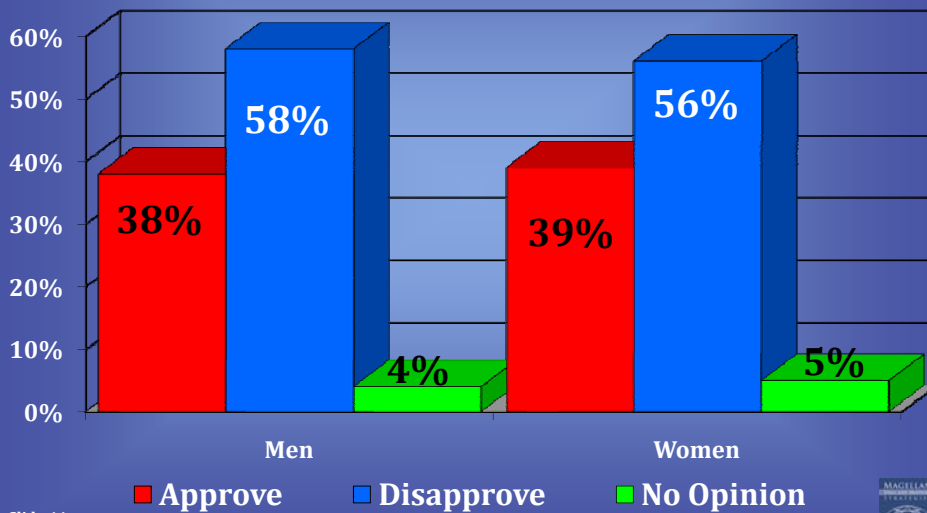


Slide 43

Magellan Data and Mapping Strategies



Do you approve or disapprove of the job Barack Obama is doing as your President? (By Gender)

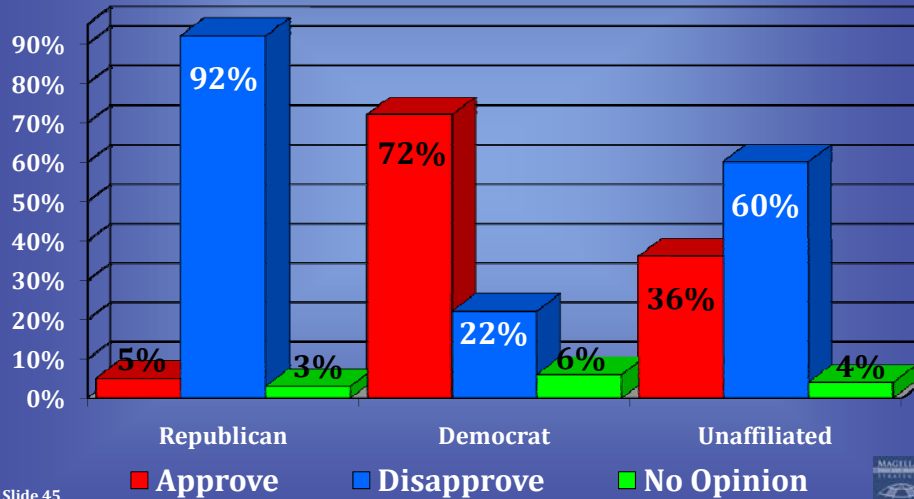


Slide 44

Magellan Data and Mapping Strategies



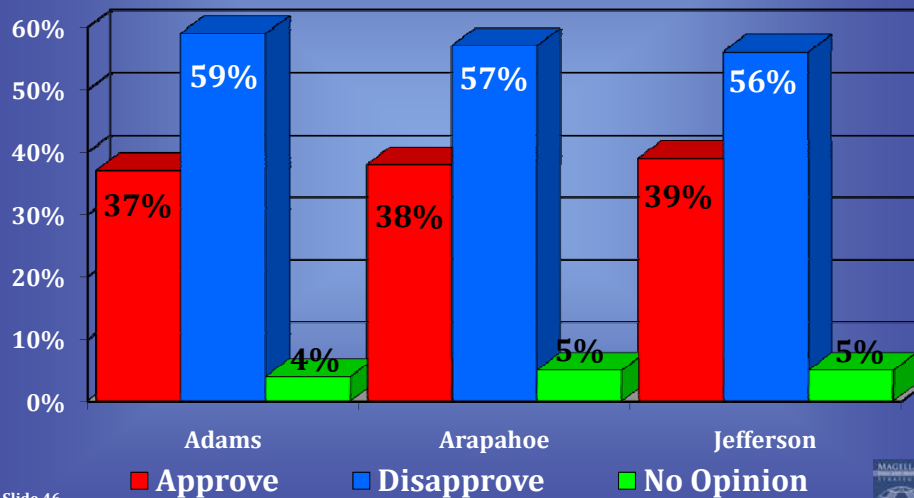
Do you approve or disapprove of the job Barack Obama is doing as your President? (By Party)



Slide 45

Magellan Data and Mapping Strategies

Do you approve or disapprove of the job Barack Obama is doing as your President? (By County)



Slide 46

Magellan Data and Mapping Strategies

MAGELLAN
DATA AND MAPPING
STRATEGIES

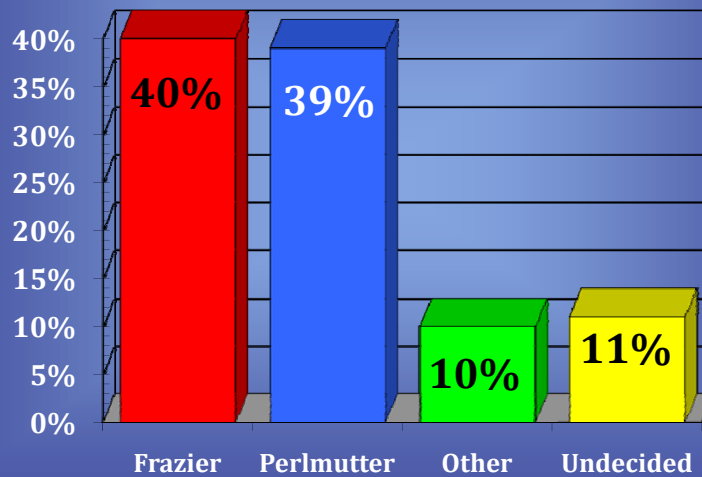


Frazier-Perlmutter Ballot Test

Slide 47

Magellan Data and Mapping Strategies

If the election for US Congress was being held today, for whom would you vote if the candidates were Ryan Frazier, Republican, Ed Perlmutter, Democrat, or another candidate?

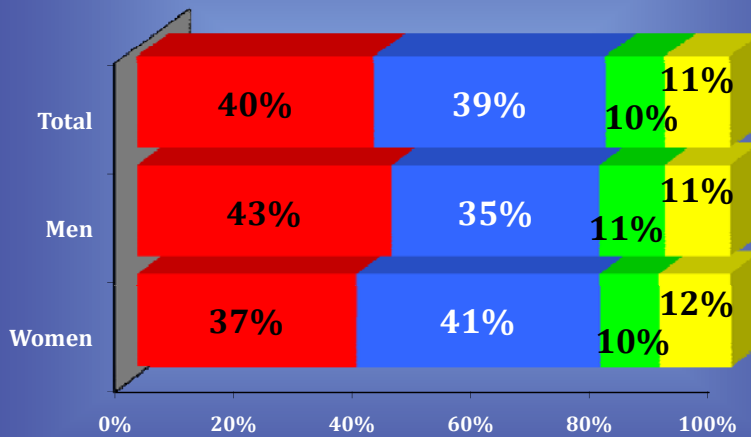


Slide 48

Magellan Data and Mapping Strategies



If the election for US Congress was being held today, for whom would you vote if the candidates were Ryan Frazier, Republican, Ed Perlmutter, Democrat, or another candidate? (By Gender)



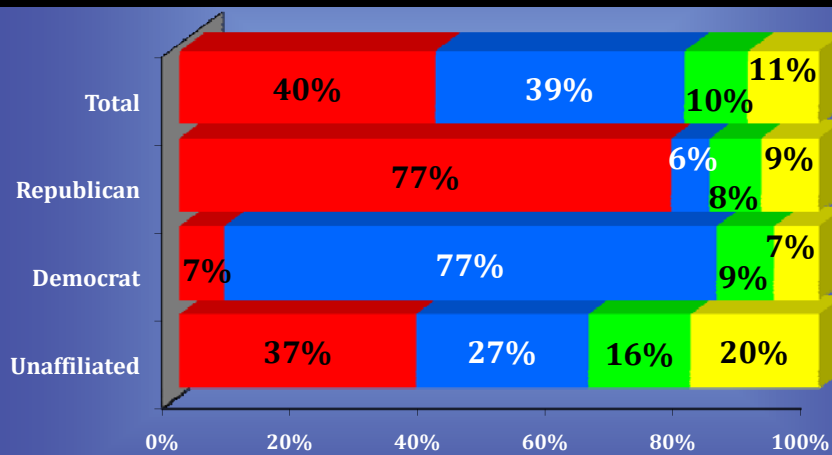
Slide 49

■ Frazier ■ Perlmutter ■ Other ■ Undecided

Magellan Data and Mapping Strategies



If the election for US Congress was being held today, for whom would you vote if the candidates were Ryan Frazier, Republican, Ed Perlmutter, Democrat, or another candidate? (By Party)



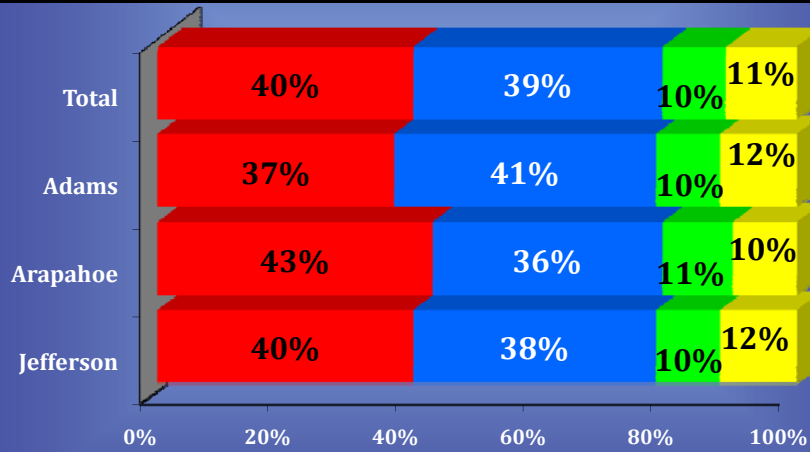
Slide 50

■ Frazier ■ Perlmutter ■ Other ■ Undecided

Magellan Data and Mapping Strategies



If the election for US Congress was being held today, for whom would you vote if the candidates were Ryan Frazier, Republican, Ed Perlmutter, Democrat, or another candidate? (By County)



Slide 51

Magellan Data and Mapping Strategies



MAGELLAN
DATA AND MAPPING
STRATEGIES

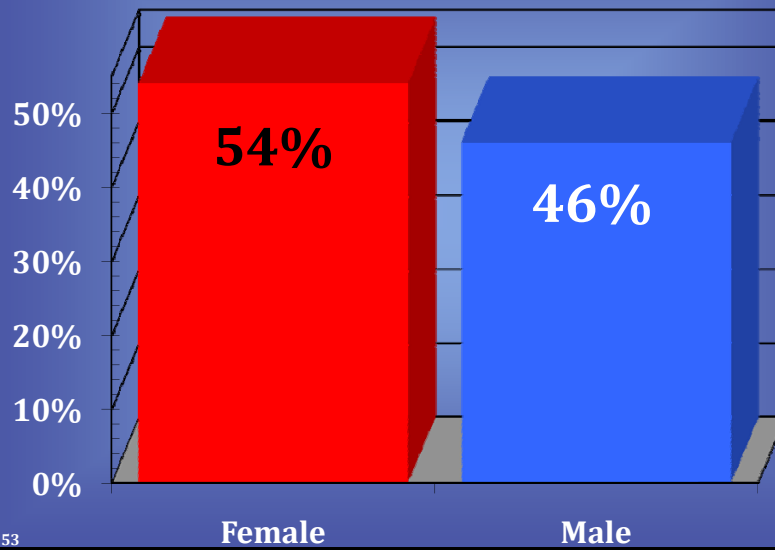


Survey Demographics

Slide 52

Magellan Data and Mapping Strategies

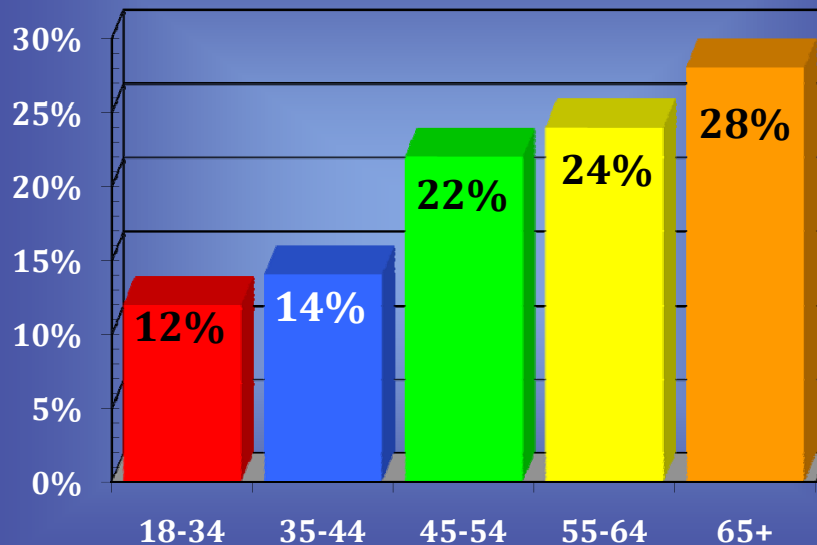
Gender Demographics



Slide 53

Magellan Data and Mapping Strategies

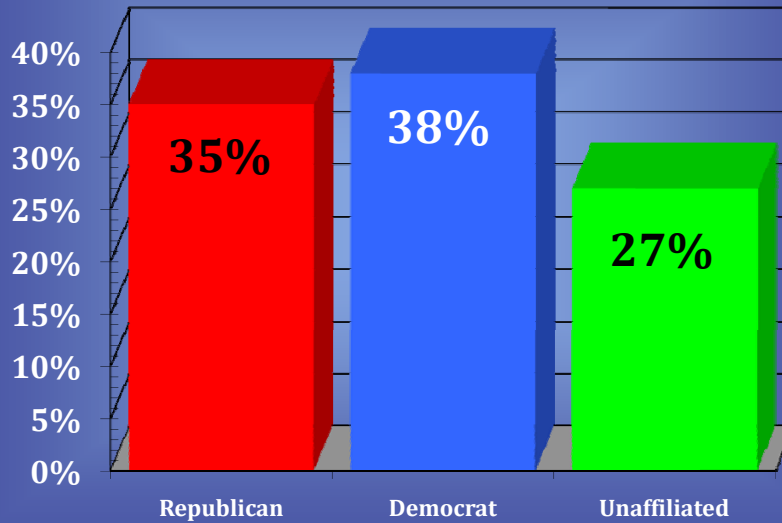
Age Group Demographics



Slide 54

Magellan Data and Mapping Strategies

Party Demographics

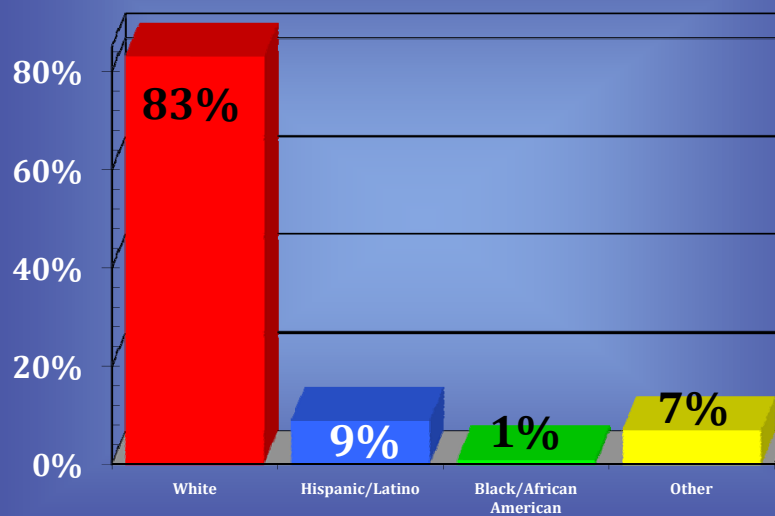


Slide 55

Magellan Data and Mapping Strategies



Race Demographics

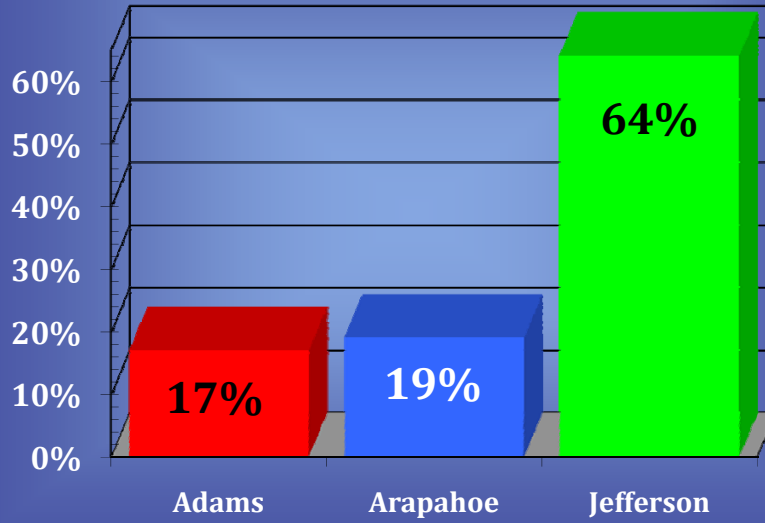


Slide 56

Magellan Data and Mapping Strategies



County Demographics



Slide 57

Magellan Data and Mapping Strategies

